最大行程 Maximum stroke	最高速度 top speed	马达容量 Motor capacity	滚珠螺杆 Ball screw	直线滑轨 Straight track
1300mm	1000mm/s	750W	⌀20mm	15×12.5－2支

型号表示方式 Model representation

SDM136 - P - S - M - C7 - 100W -BJ

本机型号 model

螺杆导程 Screw Lead

P05	05mm
P10	10mm
P16	16mm
P20	20mm

行程 trip

100-1300mm
50间隔50mmPitch

马达位置 Motor position

M	马达内置 Motor Built-in
BC	马达外露 Motor Exposed
BL	马达左折 Motor On Left Side
BR	马达右折 Motor On Right Side
BM	马达下折 Motor On Lower Side

螺杆等级 Screw grade

C7	C7级
C5	C5级
C3	C3级

伺服马达 Servo motor

1	100W
2	200W
3	400W
4	750W
H	步进电机

滑块长度 Slide length

BJ	标准滑块
DJ	定制滑块

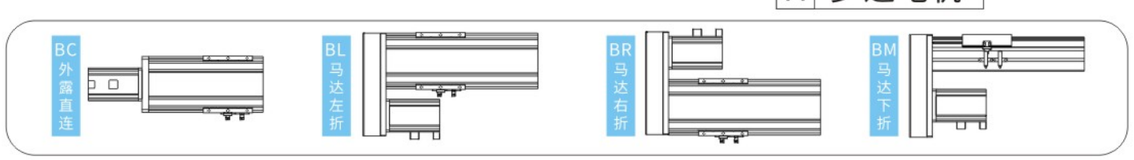

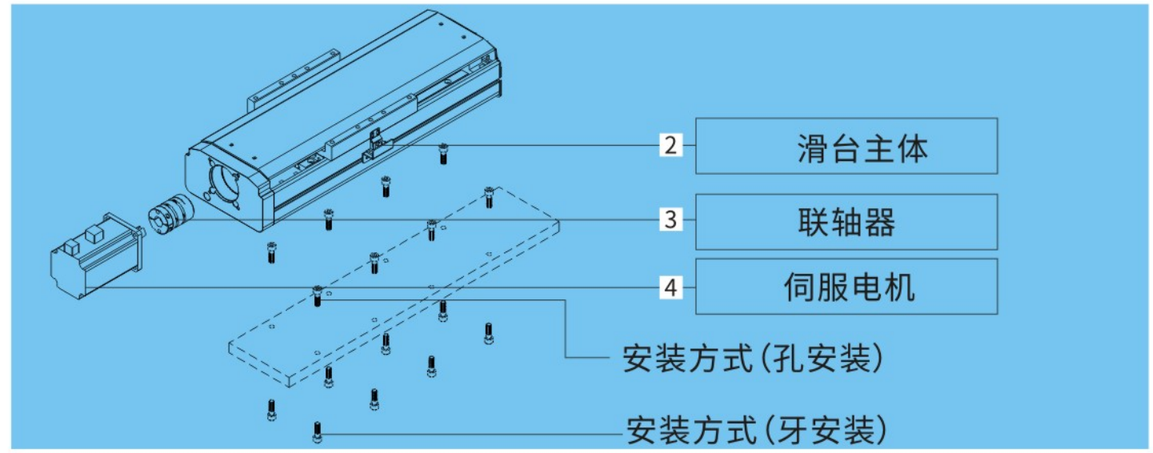

基本样式 basic

性能	位置重复精度 Position repetition accuracy(mm)		±0.01/±0.02			
	螺杆导程 Screw lead(mm)		5	10	20	-
	最高速度 top speed(mm/s)		250	500	1000	-
	最大可搬重量 Maximum carrying weight	水平使用 Horizontal use(kg)	85	70	35	-
		垂直使用 Vertical use(kg)	30	25	20	-
	标准行程 Standard travel(mm)		100~1300mm/50间隔			
部品	Ac伺服马达容量 AC servo motor capacity(w)		750			
	滚珠螺杆外径 Outside diameter of ball screw(mm)		C7⌀20			
	高刚性直线滑轨 High rigid straight track(mm)		15×12.5			
	联轴器 coupling(mm)		LK5-C39-1910WP			
	原点感应器 Home sensor	外挂 Plug in	FC-SPX307Z(NPN)			
			LU674-5NA(NPN)			

容许负载力矩表N.m Allowable Overhang

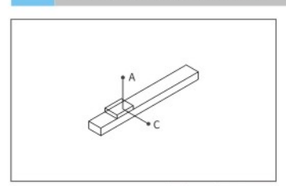

(单位:mm) (Unit:mm)

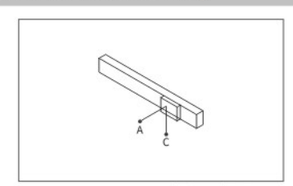

(单位:mm) (Unit:mm)

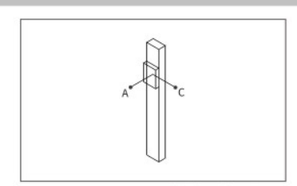

(单位:mm) (Unit:mm)

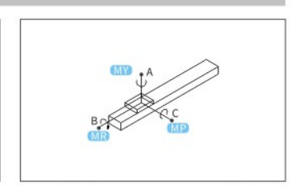

水平使用时 When used horizontally (单位:N.m)

水平安装		A	C
导程5 Lead	50kg	700	350
	70kg	600	300
	85kg	500	250
导程10 Lead	30kg	700	350
	50kg	600	300
	70kg	500	250
导程20 Lead	20kg	700	350
	30kg	600	300
	40kg	500	250

侧面安装		A	C
导程5 Lead	20kg	350	1200
	30kg	250	1000
	60kg	150	800
导程10 Lead	10kg	350	1200
	20kg	250	1000
	40kg	150	800
导程20 Lead	10kg	300	1000
	20kg	200	800
	30kg	100	600

垂直安装		A	C
导程5 Lead	20kg	400	300
	50kg	200	150
	60kg	150	100
导程10 Lead	10kg	400	300
	20kg	200	150
	40kg	150	100
导程20 Lead	10kg	350	250
	20kg	150	100
	30kg	100	50

MY	551(N.m)
MP	552(N.m)
MR	485(N.m)

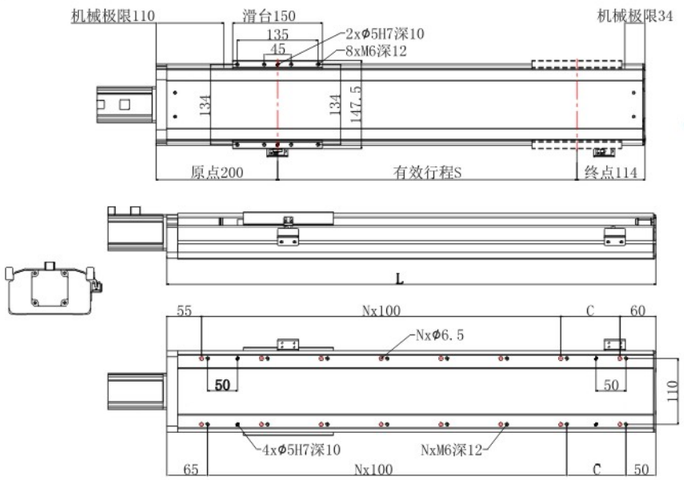

BC 马达外露 Motor Exposed

• CAD图面可至www.dgshihai.com下载 •

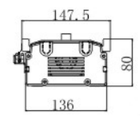

(单位：MM)

有效行程 Stroke	100	150	200	250	300	350	400	450	500	550	600	650	700	750	800	850	900	950	1000	1050
L	414	464	514	564	614	664	714	764	814	864	914	964	1014	1064	1114	1164	1214	1264	1314	1364
C	99	149	99	149	99	149	99	149	99	149	99	149	99	149	99	149	99	149	99	149
N	2	2	3	3	4	4	5	5	6	6	7	7	8	8	9	9	10	10	11	11
重量(KG)	7.5	8.1	8.7	9.4	10	10.6	11.2	11.8	12.4	13	13.6	14.2	14.8	15.4	16	16.6	17.2	17.8	18.4	19.2

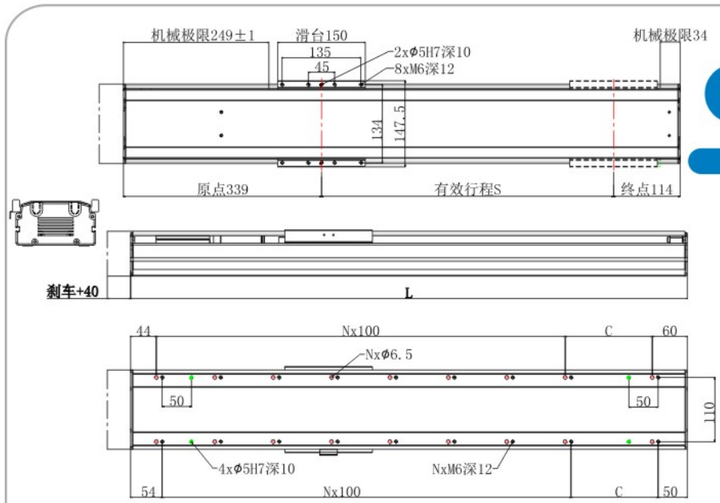

M 马达内置 Motor Built-in

• CAD图面可至www.dgshihai.com下载 •

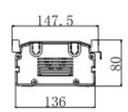

(单位：MM)

有效行程 Stroke	100	150	200	250	300	350	400	450	500	550	600	650	700	750	800	850	900	950	1000	1050
L	553	603	653	703	753	803	853	903	953	1003	1053	1103	1153	1203	1253	1303	1353	1403	1453	1503
C	149	99	149	99	149	99	149	99	149	99	149	99	149	99	149	99	149	99	149	99
N	3	4	4	5	5	6	6	7	7	8	8	9	9	10	10	11	11	12	12	13
重量(KG)	8.1	8.7	9.3	9.9	10.5	11.1	11.7	12.3	12.9	13.5	14.1	14.7	15.3	15.9	16.5	17.1	17.7	18.3	18.9	19.5

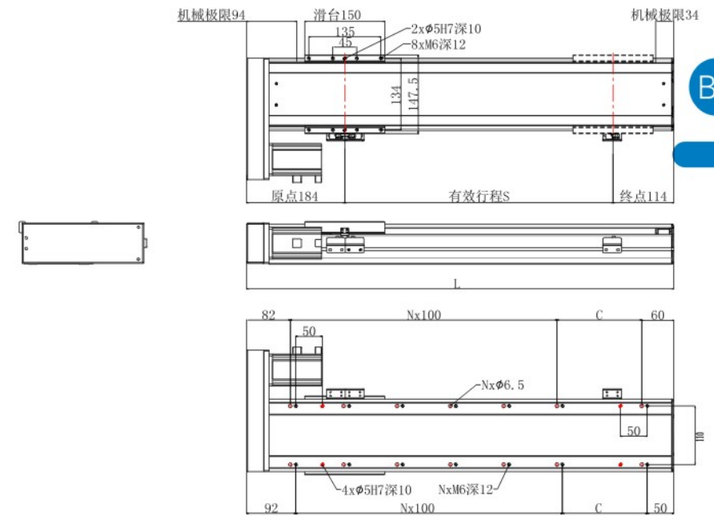

BL 马达左折 Motor On Left

• CAD图面可至www.dgshihai.com下载 •

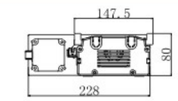

(单位：MM)

有效行程 Stroke	100	150	200	250	300	350	400	450	500	550	600	650	700	750	800	850	900	950	1000	1050
L	398	448	498	548	598	648	698	748	798	848	898	948	998	1048	1098	1148	1198	1248	1298	1348
C	56	106	56	106	56	106	56	106	56	106	56	106	56	106	56	106	56	106	56	106
N	2	2	3	3	4	4	5	5	6	6	7	7	8	8	9	9	10	10	11	11
重量(KG)	7.2	7.8	8.4	9	9.6	10.2	10.8	11.4	12	12.6	13.2	13.8	14.4	15	15.6	16.2	16.8	17.4	18	18.6

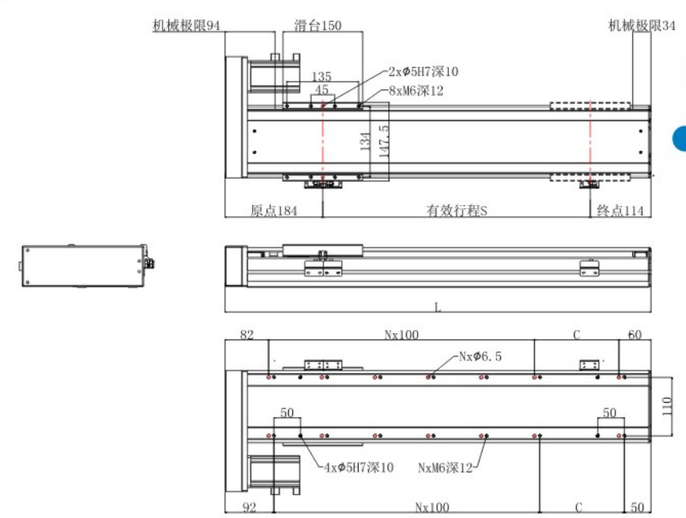

BR 马达右折 Motor On Right Side

• CAD图面可至www.dgshihai.com下载 •

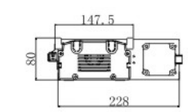

(单位：MM)

有效行程 Stroke	100	150	200	250	300	350	400	450	500	550	600	650	700	750	800	850	900	950	1000	1050
L	398	448	498	548	598	648	698	748	798	848	898	948	998	1048	1098	1148	1198	1248	1298	1348
C	56	106	56	106	56	106	56	106	56	106	56	106	56	106	56	106	56	106	56	106
N	2	2	3	3	4	4	5	5	6	6	7	7	8	8	9	9	10	10	11	11
重量(KG)	7.2	7.8	8.4	9	9.6	10.2	10.8	11.4	12	12.6	13.2	13.8	14.4	15	15.6	16.2	16.8	17.4	18	18.6

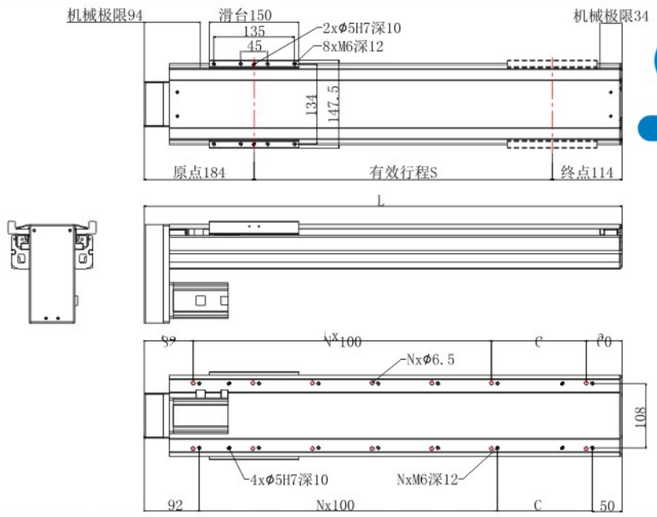

BM 马达下折 Motor On Lower Side

• CAD图面可至www.dgshihai.com下载 •

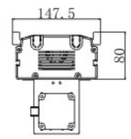

(单位：MM)

有效行程 Stroke	100	150	200	250	300	350	400	450	500	550	600	650	700	750	800	850	900	950	1000	1050
L	398	448	498	548	598	648	698	748	798	848	898	948	998	1048	1098	1148	1198	1248	1298	1348
C	56	106	56	106	56	106	56	106	56	106	56	106	56	106	56	106	56	106	56	106
N	2	2	3	3	4	4	5	5	6	6	7	7	8	8	9	9	10	10	11	11
重量(KG)	7.2	7.8	8.4	9	9.6	10.2	10.8	11.4	12	12.6	13.2	13.8	14.4	15	15.6	16.2	16.8	17.4	18	18.6